

The Wang Shum Ho 5KW Electricity Generator

- The Over Unity Electricity Generator to be shown is the Wang Shum Ho 5KW Electricity Generator.
- Four are available immediately at Press Release
 - One each in Beijing, Hong Kong, United Nations and float
- 200 planned
 - As gift from China or United Nations to every Country of the World
- Licensing and Commercial Production will follow.



Wang Shum Ho and his Invention in his lab/bedroom

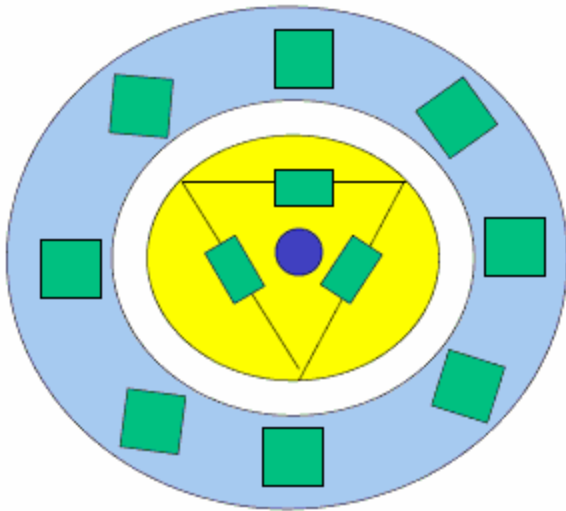
China Patent Information

- Title: 一种动力机 (An Energy Machine)
- Inventor: 王沈河 Wang Shum Ho
- Application date: 1997.11.18
- Publication Number: CN1218329
- Patent Application Number: [97119789.X](#)
- Previous Patent: 91205280.5
 - Date: 1991.03.30



Lawrence Tseung, Wang Shum Ho and Lee Cheung Kin

Wang Shum Ho Wheel



Outer fixed Cylinder has
Eight N pole Magnets

Inner rotating Cylinder has
6 N pole Magnets (3 shown)

Magnetic Shielding is
Used to create N pole
Only magnets.

By adjusting the alignment of the N pole magnets, slight Rotation of the Inner Cylinder will allow the Magnetic Repulsion to keep accelerating the inner cylinder – energy can then be extracted!

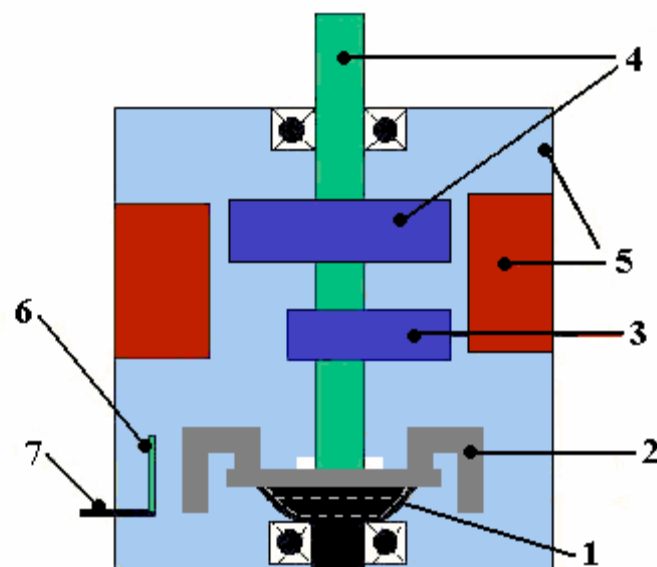
The 5 KW Electricity Generator



Major Components

1. Cup containing a Vibration Fluid
2. A 4 legged device to act as an unbalanced wheel
3. An unbalanced wheel with vibration damper fluid and one permanent magnet*
4. Inner rotating shaft with a disc containing permanent magnets
5. Outer Cylinder with fixed permanent magnets
6. Magnetic Shielding Material
7. On and Off control via disruption of magnetic field using Shielding Material

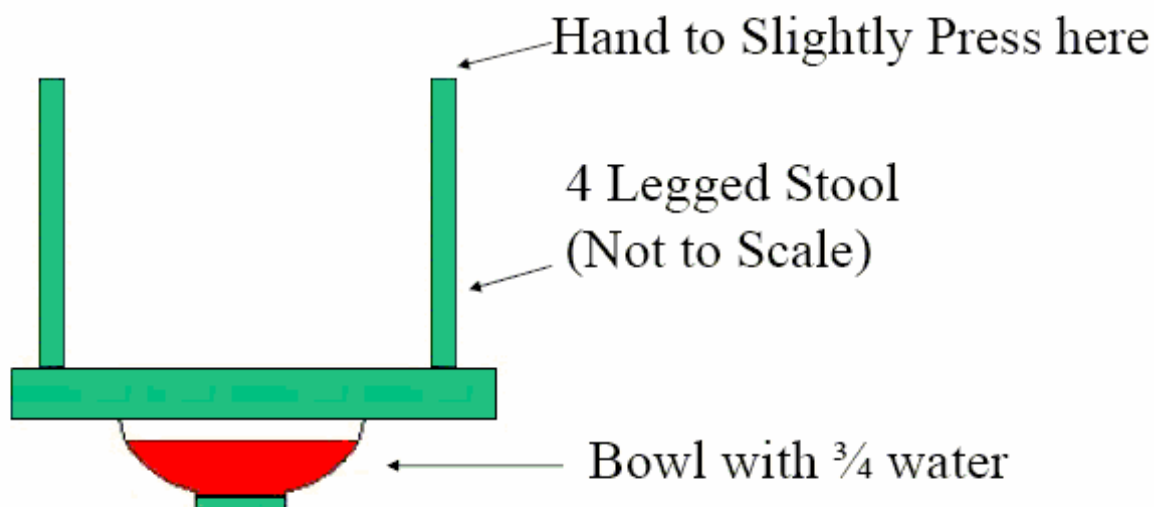
Concepts Diagram (not to scale)



1. Cup with vibration fluid (1)

- Wang did the following experiment over 30 years ago:
 - An inverted 4 legged stool was put on top of a bowl of water
 - 4 persons all putting the right hand on the tip of the legs
 - The water, the cup, then the stool will rotate clockwise and the 4 persons would walk/run
 - Use Left Hand, rotation will be anti-clockwise

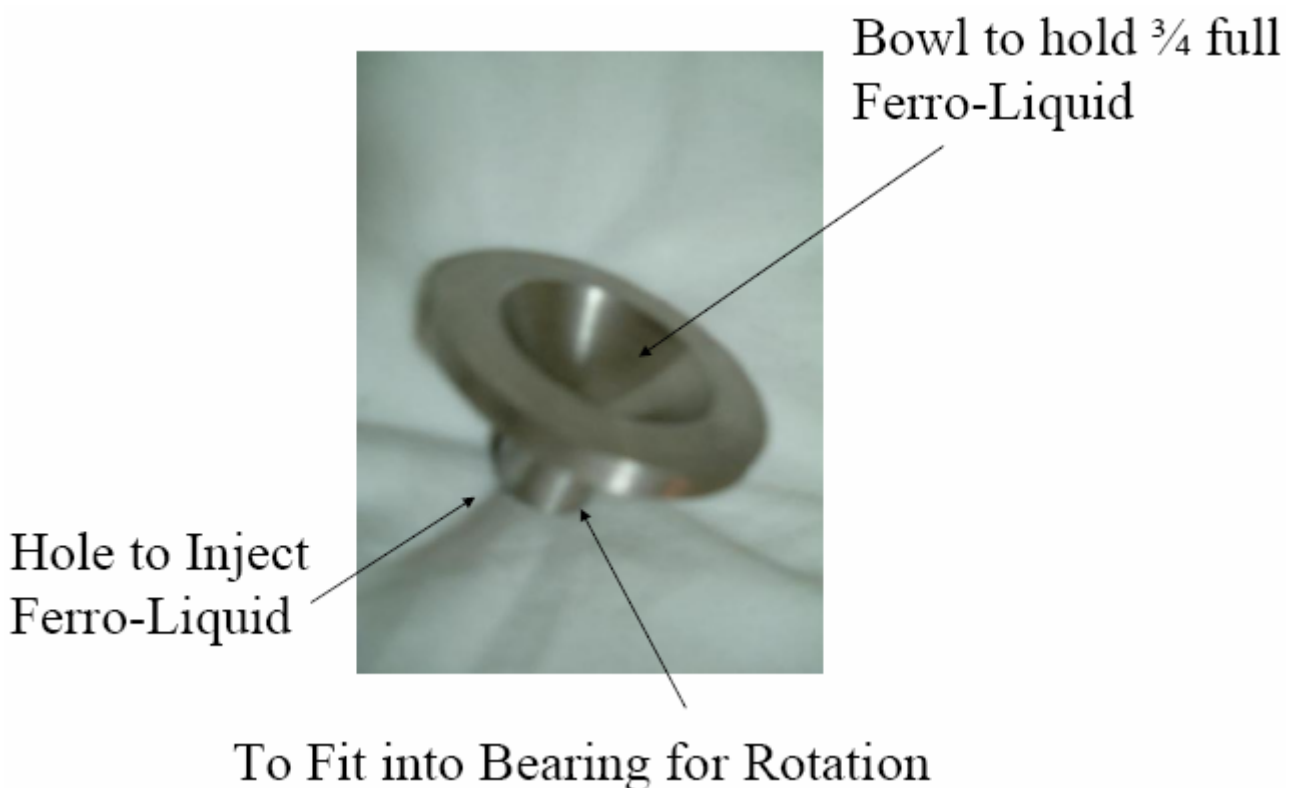
Picture of 4 Legged Stool Set up at HKIA (4 persons needed)



Persons to walk/run when stool rotates.

1. Cup with vibration fluid (2)


- This experiment can be repeated. But there is no obvious logical explanation.
- This concept was used in the Wang Device
- The vibration fluid contains 3-8 metallic powder suspended in a liquid
- When this cup of fluid is placed in the magnetic field, the metallic powder will move, generating circular motion.
- There will be interaction with the magnetic field and extraction of energy.



2. 4 Legged Stool type setup

- The 4 legged stool type unbalanced setup sits on top of the cup
- The legs are bend downwards and suspend in mid-air
- After the liquid rotates, the 4 legged stool type setup will then rotate
- The 4 legged stool is joined to the inner rotating shaft via screws
- The rotational motion will accelerate and further cause the unbalanced wheel to rotate.

Hole to fit Inner
Rotating Shaft



4 Legs not shown

3. Unbalanced Wheel with damper fluid

- The unbalanced wheel has the appearance of that in an automatic watch
- Instead of oscillation, it rotates.
- It is connected to the inner rotating shaft.
- There is one permanent magnet inside. This is the main source of the Pulse Force
- Damper fluid is used to keep down vibrations

Off-Balance Rotating Device

Cavity to hold Stabilizing fluid



One Magnet Goes Here

Cavity Cover



To fit Inner Shaft

Inner Cylinder with
Magnets inside.


(Design now modified.)



4. Inner rotating shaft with disc containing permanent magnets

- The rotating unbalance wheel causes the Inner shaft to rotate with Pulse.
- This rotation will further cause the disc containing permanent magnets to rotate.
- The permanent magnets all expose N pole to the outside (S pole shielded)
- These magnets will interact with the magnets in the stationary outer Cylinder

To fit onto the Square 4 legged stool



Completed Inner Shaft Component



5. Outer Disc with permanent magnets

- The outer disc has exposed N pole magnets
- The repulsion of the N pole magnets between the inner and outer cylinders will cause rotation and thus gain energy
- Magnetic Shielding Material is used so that the rotating is in one direction
 - The Repulsion Force will not retard rotation
 - (Effect reduced if not totally eliminated)

Special Cut
To Hold
Magnets

Outer Stationary
Cylinder



Cup in position

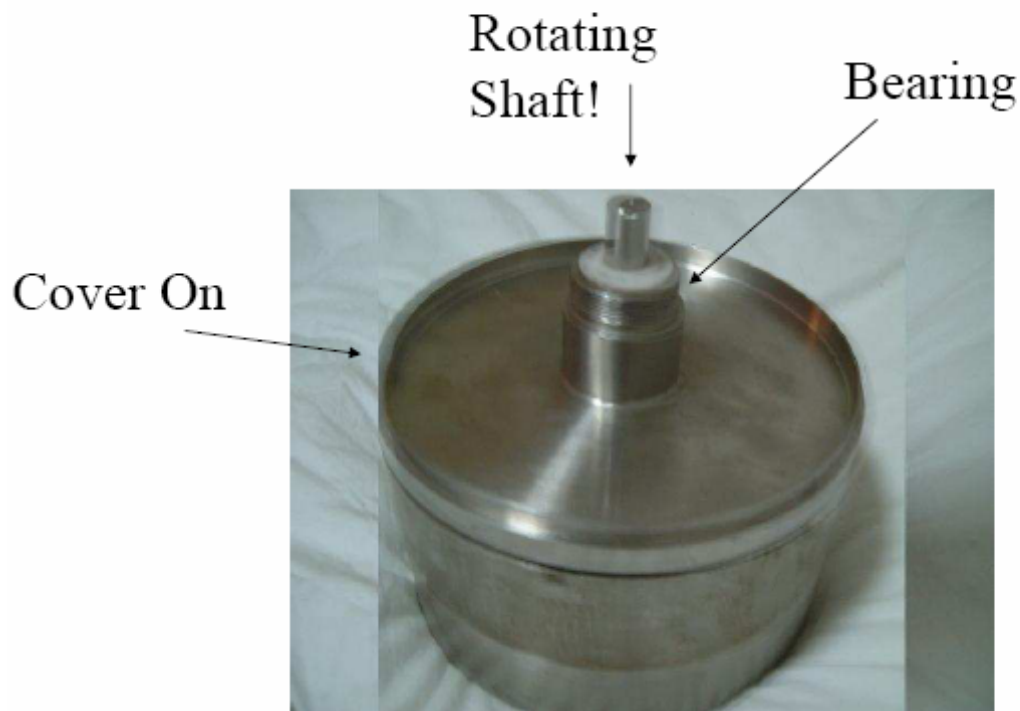
4 legged stool on side



Inner Shaft Assembly
In position



The Assembled Prototype without Magnetic Shielding Material and On/Off Control




6. Magnetic Shielding Material

- Magnetic Shielding Material will change the orientation of the magnetic field
- It is used to
 - Shield the South Poles
 - Reduce the retardation due to like pole repulsion
 - Turn Device on and off via disruption of the magnetic field

7. On and Off Control

- The on and off control is via the up and down movement of one magnetic shielding material.
- This shielding material will disrupt the orderly magnetic field causing the device to stop rotating.
- A lever type setup is used.

Wang Generator in rotation



Demonstrated in front of 5 Officials on Jan 15, 2007

Comments (1)

- The device can start as soon as the on/off lever is moved into position
- Small changes in the magnetic field will affect observed effect
 - The best way to extract energy is via generation of electricity
 - Using torque directly will change rotational speed, reducing effect significantly
- The focus will be on the 5KW version

Comments (2)

- Can be explained by the Lead Out theory of the pendulum from Lee-Tseung
- See the Lee-Tseung presentation for details
 - Focus on the extraction of magnetic energy portion
- The “mysterious movement of water in a bowl under a 4 legged stool” is real and logical
 - Hundreds of tests at Tsing Hua University successful
 - Repeated in Hong Kong (go to HKIA) to do the experiment if you want

Comments (3)

- Hungary Company with USA, England and Canadian Backing (Gammamanager.com) made over unity research a worldwide competition
 - Their Energy By Motion (EBM) machine is open for demonstration in Budapest
 - Use Asymmetric Magnetic Field with Over Unity from 1.1 to 1.3
 - China place an order for a 300MW unit ready in 2009
- Steorn already announced their device

Comments (4)

- China must pump in resources asap to compete internationally (flying saucer is imminent)
- Relying on individual effort means inevitable falling behind
- Einstein was German Citizen. If Germany believed in $E=MC^2$ and developed the Atomic Bomb First, History would be different.
 - Would China learn this lesson?

Comments (5)

- Disclose all to Tsing Hua University etc
- Emphasize the need to get Chinese Government interested
- Link with the Tsing Hua Electricity Magnifier
- Discuss the Steorn and EBM situation thoroughly
- Better to disclose the information now than regret later. Worst consequence is the “bad prophet” reputation and jeers.

Interesting links:

pulse Motor vertical <http://www.youtube.com/watch?v=BX0hoiVnrxA>

pulse motor horizontal <http://www.youtube.com/watch?v=CT9EPYHDjDg>

magnet positioning <http://www.youtube.com/watch?v=dv1DEqf2pCc>

Minato vertical <http://www.youtube.com/watch?v=98u1FAx9JkM>

Minato horizontal <http://www.youtube.com/watch?v=JLkMaS3Xj0I>

You are welcome to replicate such devices for non-commercial use. Detailed comments are now in overunity.com.